

Intelligent Case-Based System for Decision-Making in the Electricity Sector

Nayi Sánchez Fleitas¹, Raúl Comas-Rodríguez²,
María Matilde García Lorenzo¹, Amanda Riverol Quesada³

¹ Universidad Central "Marta Abreu" de Las Villas,
Cuba

² Universidad Regional Autónoma de los Andes,
Ecuador

³ Universidad de Cienfuegos,
Cuba

{nayi78, raulcomasrodriguez}@gmail.com, mmgarcia@uclv.edu.cu, ariverol@ucf.edu.cu

Abstract. The energy is important for the economic development of nations; and one of the main challenges today. The Electrical Union develops two systems for the automatization of transmission and distribution process: The Integral System of Network Management (SIGERE) and the Integral Management System of the Electrical Industry Construction Enterprise (SIGECIE). The data collected facilitate and improve the efficiency in the operation, use, analysis, planning and management of the electricity networks. A weakness of the systems proposed is in the dissatisfaction with the queries carried out. Hence, the objective of the research is: to develop intelligent queries in real time, based on existing knowledge that facilitate decision making in the electrical energy transmission and distribution processes. In the research a case-based system is developed, that it's based on the premise that similar previous problems will have similar solutions. The similarity between two cases is determined by the weighted sum of the distance of their traits and the calculation of the distance between traits was done according to its nature. The conceptual basis of the system is developing with a lightweight ontology which it is incorporated in the cases database as a trait. An intelligent real-time queries system for the Electric Union (SICUNE) was implemented, achieving the generation of automatic queries that allow the system to respond to any type of queries in real time. The experimental study showed the feasibility of the proposal.

Keywords. Electricity, case-based system, ontologies.

1 Introduction

Electricity is important for the economic development of nations; and one of the main challenges today, in the electricity sector, is to provide reliable and cost-effective services [1, 2]. The Electrical Union (UNE, Spanish acronym) in Cuba develops the Business Management System of the Electrical Union (SIGE) that focuses on the automation of electrical processes [3]. SIGE is composed of two main subsystems: The Integral System of Network Management (SIGERE) and the Integral Management System of the Electrical Industry Construction Enterprise (SIGECIE).

The functions of SIGERE and SIGECIE are to collect technical, economic and management data to convert them into information. The data collected facilitate and improve the efficiency in the operation, use, analysis, planning and management of the electricity distribution and transmission networks. The two systems constitute the databases of a Geographic Information System (GIS) that forms part of the SIGE.

SIGERE and SIGECIE are considered complex systems that have 36 modules in use, and a database of 716 tables, 1303 stored procedures and 74 functions. In addition, other functionalities are in development phase. An average action in

the system involves approximately nine tables that have different attributes.

To carry out a query on a specific topic requires knowledge of the database organization. Despite the number of queries stored, they still do not cover the needs of the customer due to the operational dynamics of a national electro-energy system.

To solve this problem, an analysis of the literature is carried out and a group of experts on the subject is gathered, who detect the following limitations:

- Rudimentary methods of elaboration.
- Functional relationships of the electrical system elements are not described in the database.
- Lack of important concepts for the electrical system in the data base.

As a first step in solving these problems, a lightweight ontology is provided to the system to give a conceptual basis. In the conceptualization we have the concepts, their taxonomy and relations (objects properties); the remaining components of the ontology model (data properties, instances and axioms) are not developed, because the information is already in the database that feeds the system.

A weakness of the systems proposed is in the dissatisfaction with the queries carried out. If a static inquiry is developed for each problem that arises, the database begins to store a group of scarcely-used queries. In order to solve the problem, the system must be able to generate intelligent queries in real time, in which the knowledge obtained from previous ones is used. Hence, the objective of the research is: to develop intelligent queries in real time, based on existing knowledge that facilitate decision making in the electrical energy transmission and distribution processes.

2 Analysis of the Methodological Basis

2.1 Geographic Information System

Spatial analysis technologies play an important role in the planning, monitoring and management of electricity networks [4]. One of the most important problems detected in the different

investigations carried out on geographic information systems are those derived from the heterogeneity and interoperability of the data [5]. For its solution, an increasingly dominant strategy, in the organization of information, is associated with the term "ontology" [6]. A spatial ontology is one that takes nodes that correspond to objects that occupy space [7]. Spatial ontology serves as an intermediate layer and allows the discovery of hidden knowledge, such as spatial arrangements [8].

In 2013 propose an approach of semantic integration of geospatial data at a low level of abstraction with the use of the Ontology of Representation of Data (ORD) [9]. Tolaba, et al. in 2014 [10], proposes the geospatial meta-ontology, a 5-tuple Meta-ontology = {C, R, A, X, I} formed by a set of concepts, relationships, attributes, axioms, rules and instances.

Additionally, the current trend in the integration of geospatial information makes use of semantics as a fundamental element. In 2018 Jelokhani Niarakia, Sadeghi Niarakibc and Choic [11] realize study how is carried out to integrate environmental ontologies, GIS and multicriterio decision analysis. There are several studies where the concepts of: modeled construction information (BIM) and modeling of city information are integrated [12-15]. Other works focus on the development of smart cities based on knowledge integration, such as the FP7 DIMMER European project [16] Within the electricity sector some GIS are analyzed, highlighting among them can view in table 1.

The GIS designed for electricity companies cover a wide spectrum of information and tend to specialize in a specific area, renewable energy sources, loss studies, commercial, among others.

The GIS used in energy distribution companies cover a wide spectrum of information and specialize in a specific area; but the use of semantic elements is limited and doesn't include automatic queries.

With the development of ontologies, the GIS can be endowed with a conceptual basis, but it has not yet been possible to strengthen the decision-making process with automatic consultations. If all static queries required to respond to user requests are stored, the size of the database grows exponentially. The problem is how to achieve

Table 1. GIS in electrical sector

GIS	Includes Semantic	Areas
GIS based on CityGML with 3D representation [17]	Includes	Focuses on the 3D representation of sunlight
NCRM [18]	Not Included	Focuses on the study of electrical demand
PADEE 2016. Intelligent Plans Program [19]	Not Included	Covers distribution and transmission.
WindMilMap de Milsoft Utility Solutions [20]	Not Included	Covers distribution and transmission.
GIS on solar radiation in the province of Manabí, Ecuador [21]	Not Included	Cover renewable energy sources.

intelligent queries from stored queries where the domain is not completely represented.

2.2 Case-Based System

Artificial Intelligence (AI) is the branch of computer science that attempts to reproduce the processes of human intelligence through the use of computers [22]. Within AI, the Expert Systems (ES) or Knowledge Based Systems (KBS) emerged in the 1970s as a field that deals with the study of: the knowledge acquisition, its representation and the generation of inferences about that knowledge. There are different variants for building the KBS based on the representation of knowledge and the method of inference that is being implemented. Among the systems are: Rule Based Systems, Probability Based Systems, Expert Networks, Case-Based Systems or Case-Based Reasoning Systems (CBR), among others.

In this sense, CBRs appear as a palliative to the process of knowledge engineering and are based on the premise that similar previous problems will have similar solutions [23]. With this principle as the basis, the solution to a problem is retrieved from a memory of solved examples. For each case, the most similar previous experiences that allow finding the new solutions are taken into account [24, 25].

The CBRs need a collection of experiences, called cases, stored in a case database, where each case is usually composed of the description of the problem and the solution applied [26]. Case-based reasoning contributes to progressive

learning, so that the domain does not need to be fully represented, [27, 28].

The CBRs have three main components: a user interface, a knowledge base and an inference engine [29, 30].

2.2.1 Case Database

A case contains useful information in a specific context, the problem is to identify the attributes that characterize the context and to detect when two contexts are similar. Kolodner defines that "a case is a contextualized piece of knowledge that represents an experience" and that is described by the values that are assigned to predictive and objective traits [31].

To provide the system with a conceptual basis the traits can be organized through ontology. The fundamental role of ontology is to structure and retrieve knowledge, to promote its exchange, and to promote communication [32-34]. In addition, relying solely on CBR for distributed and complex applications can lead to systems being ineffective in knowledge acquisition and indexing [35].

According to Bouhana, et al. [36] use of ontologies in case-based reasoning gives the following benefits:

- It is an easy-to-use tool for case representation.
- Queries are defined using daily terminology.
- It facilitates the assessment of similarity.
- It increases system performance.

2.2.2 Inference Engine

The CBR is a cycle so-called 4R that has the following stages [37]:

- Given a new problem to solve, it is sent to the Recovery module, which carries out a search in the CDB and recovers (Retrieves) similar problems or cases.
- Similar problems or cases are sent to the Adapter module for the optimal solution to the problem, reusing (Reuse) the proposals of the recovered cases.
- Once the solution is found, if necessary, the proposal is reviewed (Revise) and stored (Retain), together with the description of the problem, in the case database. The defined proposal constitutes a new case.

2.2.3 Recovery Module

This stage is important within the CBR cycle because if the case recovered is not adequate, the problem cannot be solved correctly and the system leads to committing a mistake. For this we must start by identifying which would be the most similar case and then establish the similarity between cases [38].

Success in estimating similarity determines the efficacy of a KBS. Several authors note that this point is the most difficult when implementing CBRs [39]. The selection of a suitable distance function is fundamental for a good performance of any of the classification algorithms based on instances [40].

For selecting a distance function there are several approaches consulted in the literature. On one hand, establishing the differences between objects, phenomena or events is proposed and therefore their dissimilarity. Only when differences have been observed and characterized, similarity begins to play a role. Therefore, it's concluded that dissimilarity is more important than similarity, and the development of their theories is focused on the basis of this concept [41]. In contrast to the aforementioned authors, there are many practical examples in which analogy, likeness or similarity provide the basic information for establishing recognition [42].

The value assigned to an evaluation attribute to indicate its relative importance with respect to the other attributes is called weight. The weight of an

attribute can be obtained by the criteria of experts increasing or decreasing the range of attributes, or by a method that learns from the data themselves.

The greater the weight of an attribute, the greater its importance. In the case of n attributes, a set of weights is defined by:

$$w = (w_1, w_2, \dots, w_i, \dots, w_n), \quad (1)$$

$$w_i \geq 0, y \sum w_n = 1.$$

There are different procedures for weighing attributes, such as: proportion, paired comparisons, Analytic Hierarchy Process and SMART. These methods vary in their degree of difficulty, theoretical assumptions and stringency. The analysis carried out allows establishing the criterion of experts for this research, giving a greater weight to the ontological traits.

The traits in a case are almost always of different types. There are previous studies that analyze how to find the optimal measure of similarity in these cases [43]. An important issue is deciding the algorithm to maintain a balance between precision and efficiency; it's necessary to provide good classification performance within a reasonable response time [44].

The rule of the nearest k -neighbors allows modeling problems with object descriptions in mixed and incomplete data, and it's an attractive tool for practical use [42]. The Recoverer retrieves the k cases closest to the query requested by the user, using the smallest values that determine the global dissimilarity.

The set of k cases retrieved is the input of the Adapter module. Below, the measurements are analyzed for each type of traits.

For evaluation of the effectiveness of character-based similarity measures, a cross validation is used: Leave One Out Cross Validation (LOOCV) as shown in table 3. This method involves separating the data so that for each iteration there is a single test datum and the rest of the data for training, giving the best Jaro Winkler results.

On the other hand, to evaluate the results of the position-based similarity measures, a fragment of the ontology should be taken (figure 1) and applied the similarity measures analyzed. The results are shown in table 4.

Table 2. Distance functions based on ontologies

Name	Description
• Character-based distance functions	
Affine gap distance [45]	Offers a solution by penalizing the insertion/elimination of consecutive k characters (gap) at low cost, through a related function.
$p(k) = g + h * (k - 1), \quad (2)$ <p>g: cost of starting a gap, h: cost of extending one character, and $h \ll g$</p>	
Smith-Waterman algorithm [46]	The maximum distance between a pair (A', B') of all those possible, such that A' is substring of A and B' is substring of B.
$E(i, j) = \max \begin{cases} E(i, j - 1) - G_{\text{ext}} \\ H(i, j - 1) - G_{\text{init}} \end{cases} \quad F(i, j) = \max \begin{cases} F(i - 1, j) - G_{\text{ext}} \\ H(i - 1, j) - G_{\text{init}} \end{cases}, \quad (3)$ $H(i, j) = \begin{cases} 0 \\ E(i, j) \\ F(i, j) \\ H(i - 1, j - 1) - W(q_i, d_j). \end{cases}$	
Levenshtein distance [47]	The distance between two strings of text, A and B, is based on the minimum set of editing operations required to transform A into B (or vice versa). The editing operations allowed are: deletion, insertion and substitution of a character.
$\text{Levenshtein}(\sigma_1, \sigma_2) = \text{Matriz}(\sigma_1 , \sigma_2), \quad \text{Matriz}(i, j) = \text{Min} \begin{cases} \text{Matriz}(i-1, j) + 1 \text{ (eliminación)} \\ \text{Matriz}(i, j-1) + 1 \text{ (inserción)} \\ \text{Matriz}(i-1, j-1) + C_{ij} \text{ (substitución)} \end{cases}. \quad (4)$	
Jaro distance [48]	Jaro distance develops a distance function that defines the transposition of two characters as the only editing operation allowed.
$\text{Jaro}(\sigma_1, \sigma_2) = \frac{1}{3} \left(\frac{c}{ \sigma_1 } + \frac{c}{ \sigma_2 } + \frac{c - t/2}{c} \right). \quad (5)$	
Jaro-Winkler [49]	Proposes a variant that assigns greater distance scores to strings that share some prefix, a model based on Gaussian distributions. The Jaro distance can be calculated in $O(n)$.
Q-gram distance [50]:	Q-gram distance, also called n-gram, is a substring of q length. The principle behind this distance function is that, when two strings are very distant, they have many q-grams in common.
• Position-based similarity functions	
Constant similarity function [51]	Constant similarity function (fconst) proposes a similarity value increasing with the depth of a node in the hierarchy.
$F_{\text{const}}(l_1, l_2) = (l_1, l_2, c). \quad (6)$	
Basic depth (fdeep)	This function calculates the values of similarity, instead of manually recording them, based on the existing relationship between the depth of the most specific concept of all those that contain the two elements compared and the maximum depth of the hierarchy.
$f_{\text{deep_basic}}(l_1, l_2) = \frac{\max(\text{prof}(\text{LCS}(l_1, l_2)))}{\max(\text{prof}(C_i))_{C_i \in \text{CN}}} \quad (7)$ <p>CN: is the set of concepts of the current knowledge base. LCS(l_1, l_2): is the set of more specific concepts (existing in the knowledge base) that contain the two elements compared. prof(C_i): depth of concept C_i calculated as 1+ the number of subsumption links from the TOP (base element) to the C_i concept.</p>	
Cosine similarity function (Cosine) [52]	Cosine similarity function is based on representing each concept by a property vector and calculating the similarity between two concepts as the result of applying a certain function to the vectors that represent it. If the similarity between two concepts, c_i and c_j , is defined as the cosine of the angle representing them, v_i and v_j , then the similarity will be given by expression 8.
$\text{Sim}(c_i, c_j) = \frac{v_i \cdot v_j}{ v_i \cdot v_j } \quad (8)$	
• Semantic similarity functions	
Resnik algorithm [53]	This algorithm is one of the most important for calculating semantic similarity, which proposes that the similarity between two concepts of a taxonomic structure, c_1 and c_2 , can be obtained by equation 9 [54].
$\text{sim}(c_1, c_2) = \max_{c \in S(c_1, c_2)} (-\log p(c)), \quad (9)$ <p>where: S(c_1, c_2): set of concepts from which both c_1 and c_2 come. P(c) is the probability for the c concept</p>	

Table 3. Result of Leave One Out Cross Validation

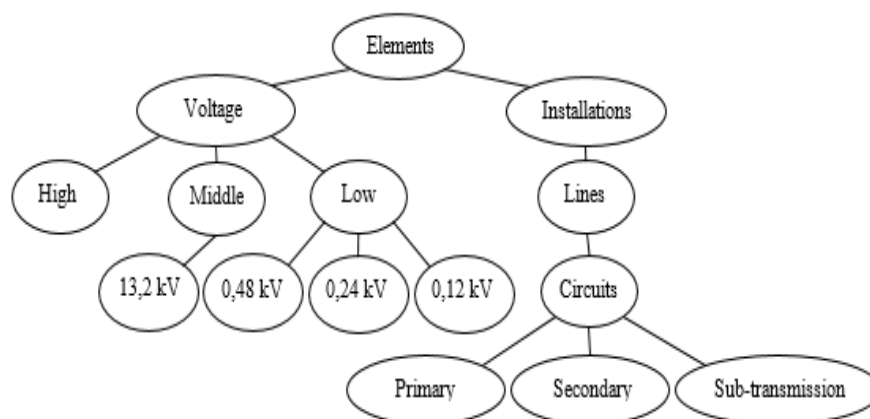
Cases classified well using	Affine gap	Levenshtein	Q-gram N=2	Jaro	Jaro-Winkler
(1)	29	32	29	47	54
(2)	32	35	32	116	121
(3)	90	94	96	95	99
(4)	160	164	163	166	172

(1) Only with the ontology trait and without adaptation.

(2) Only with the ontology trait and with initial adaptation.

(3) All traits giving greater importance to the ontology trait and without adaptation.

(4) All traits giving greater importance to the ontology trait and with initial adaptation.

**Fig. 1.** Ontology fragment

As the ontology becomes deeper the element to be consulted fulfills requirements that can be flexible to the user.

2.2.4 Distance Functions Based on Ontologies

The distance functions based on ontologies allow comparison of two ontologies and finding similarity between them (or between parts of them). Two levels can be considered in these distance functions:

- Lexical level: how terms are used to convey meanings.

- Conceptual level: conceptual relationships between the terms (position-based and semantic similarity functions)

Currently there are various proposals for functions to find a measure of similarity that are classified into: those based on characters and those based on full words or tokens.

The first considers each string as a continuous sequence of characters; the second as a set of substrings limited by special characters such as: blank spaces, commas and points; and the distance between each pair of tokens is calculate by some character-based function. The main functions consulted are described below in the table 2, decreases as the tree is deepened. If an

element separates into the first or second branch it becomes totally different.

2.2.5 Distance Functions for Single-Valued Features

The single-valued traits use a Boolean comparison criterion represented by equation 10. The result is 1 if the value x_i is different from y_i ; or 0 if the opposite is true [55]:

$$d_i(x_i, y_i) = \begin{cases} 0 & \text{Si } x_i = y_i \\ 1 & \text{Si } x_i \neq y_i \end{cases}$$

2.2.6. Distance Functions for Set-Type Traits

There are different problems where traits appear that take different values simultaneously, which could be represented in a natural way by sets.

Table 5 shows distances adapted to set-type data. Work has been carried out to extend algorithms of automatic learning on this type of data because they favor modeling the most natural problem [56].

In case the two sets are empty, the distance functions become undefined, so they take zero value. The temporal complexity of these distance functions belongs to an order of $O(n)$, where n is equal to the number of elements of the attribute domain.

3. Design of the Application

3.1 Case-Based Approach for Real-Time Inquiries of the UNE.

For the present research a lightweight ontology is developed, where the conceptualization only has: concepts, their taxonomy and relations (object properties); the remaining components of the ontology model (data properties, instances and axioms) are not developed because they are in the SIGERE and SIGECIE databases.

The ontology was carried out using the Methontology methodology and the Protégé tool [57]. The development of the CBR is carried out based on an analysis of the existing inquiries and of the database that allows defining a case database and an inference engine that are described next.

Table 4. Values of similarity measures

	fconst	fdeep	cosine
S(13.2 kV, 0.48 kV)	c	$1/2$	$2/3$
S(0.48 kV, 0.24 kV)	c	$3/4$	1
S(primary, secondary)	c	1	1
S(13.2 kV, primary)	c	0	$1/\sqrt{12}$

Table 5. Functions of local distance for set-type data

Jaccard:

$$\gamma_{\text{set}}(X, Y) = \frac{|X \cap Y|}{|X \cup Y|} \quad (10)$$

Czkanowsky-Dice

$$\gamma_{\text{set}}(X, Y) = 1 - \frac{|X \Delta Y|}{|X| + |Y|} \quad (11)$$

Sokal-Sneath:

$$\gamma_{\text{set}}(X, Y) = \frac{|X \cap Y|}{|X \cup Y| + |X \Delta Y|} \quad (12)$$

Cosine:

$$\gamma_{\text{set}}(X, Y) = \frac{|X \cap Y|}{\sqrt{|X| * |Y|}} \quad (13)$$

Braun-Blanquet:

$$\gamma_{\text{set}}(X, Y) = \frac{|X \cap Y|}{\max\{|X| * |Y|\}} \quad (14)$$

Simpson:

$$\gamma_{\text{set}}(X, Y) = \frac{|X \cap Y|}{\min\{|X| * |Y|\}} \quad (15)$$

Kulczynski:

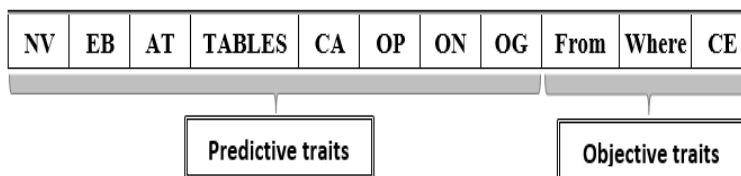
$$\gamma_{\text{set}}(X, Y) = 1 - \frac{|X \cap Y| * (|X| + |Y|)}{2 * |X| * |Y|} \quad (16)$$

3.1.1 Cases Database

An analysis of the inquiries carried out, including those for SIGERE, allows establishing the structure of a case to solve the problem, which is divided into predictive traits and objective traits $T \cap \text{TPot} \cap \text{TMonofasic} - \text{SSecondary}$. (Figure 2). For a better understanding of the proposed structure,

Table 5. Universe of discourse of predictive and objective traits

Trait	Possible values	Type
Predictive traits		
NV	Secondary, Primary, Subtransmission, Transmission	Symbolic and single-valued
EB	Posts, Transformer banks, Capacitor banks, Generator groups, Disconnectors, Structures, Lamps, Transmission Circuit, Subtransmission Circuit, Primary Circuit, Secondary Circuit, Lighting Circuit, Distribution Substation, Transmission Substation	Symbolic and single-valued
AT	Attributes to be returned by the inquiry (code, voltage, name, etc ...)	Set
Tables	Tables of the SIGERE involved in the inquiry (Accessories, Actions, Connection, Interruptions, Line, CurrentSupplyPrimary, etc ...).	Set
CA	Element to compare (Attribute being compared)	Symbolic and single-valued
ON	Operator (\cup , \cap , \leq , \geq , $=$, like, etc)	Symbolic and single-valued
OP	Ontology (descriptive logic) $T \cap TP \cap TMonophase \rightarrow SSecondary$	Ontology
OG	Spatial constraint (descriptive logic)	Ontology
Objective traits		
From	Returns the From of the inquiry to the SIGERE	String
Where	Returns the Where of the inquiry to the SIGERE	String
CE	Returns the GIS inquiry	String

**Fig. 2.** Cases structure

in the table 5 identifies the universe of discourse of the predictive and objective traits.

The ontological traits ON and OG, represented by descriptive logics, have the greatest weight within the case. A possible value of the ON trait would be This range expresses that the element is a monophasic primary transformer with no secondary output. OG works similarly, but their relationship is spatial, an example that refers to the location of an element would be: $P \cap Prov \cap Muncp$.

This example expresses that an element belongs to the country (P), to a province (Prov) and to a municipality (Muncp).

As the ontology becomes deeper the element to be consulted fulfills requirements that can be flexible to the user. For one element to be similar to another it does not need to be at the same level in the ontology, but it must have gone through the same branch. The degree of importance of each level decreases as one goes deeper in the tree.

It is necessary to define the information of each case and its representation, to facilitate access and recovery of the cases in the case database and to establish their organization [58, 59].

In this sense, an analysis of the different ways of organizing a case database is performed and the use of a hierarchical structure is proposed

because it favors the recovery of the most similar examples to the inquiry in time.

In the figure 3 shows the organization of the case database where:

- the predictor trait NV is the root node;
- in the second and third level the EB and OP traits are added, respectively, since they are the most discriminative elements;
- in the leaf nodes, sub-sets of cases that represent those examples where the value of NV, EB, OP match.

3.1.2 Inference Engine

The inference engine is the system's reasoning machine, which compares the inserted problem with those stored in the case database, as a result it infers a response with the highest degree of similarity that is sought, adapting the most similar cases recovered. Below is the explanation of how each part of the cycle works in the system proposed.

Recovery

The recovery module is responsible for extracting from the case database the case or cases most similar to the current situation.

Global similarity is the result of the weighted sum of the distances between the value of each trait in a case and the value that it acquires in the problem case. This similarity is determined by equation 17. The distances are weighted considering the expert criterion, with a weight w_i , the greater w_i , the greater the importance of the trait. The most important traits are the ontological ones:

$$\text{SimGlobal}(X, Y) = \sum_{i=0}^m w_i * d_i(x_j, y_j) / n, \quad (17)$$

where: $\sum w_i = 1$.

Local distance $d_i = (x_i, y_i)$ is determined by the type of data x_i, y_i . In the case presented here there are three types of data for which different distance measures are used that are described below.

The traits NV, EB, CA and OP are symbolic single-valued type, the distance used is of Boolean type. The AT and Tables traits are of the set type. As a result of the tests performed on the system, the Jaccard distance is implemented which is

Algorithm 1. Recover algorithm of k most similar cases

In: P; problem to solve and $BC' = \{bc_1, bc_2, \dots, bc_n\}$; sub-set of cases obtain of the sub-base that corresponds to the P case.

Out: Sets of K cases more similar.

$\forall bc_j \in BC'$ is calculated the $\text{SimGlobal}(bc_j, P)$. **Where:**

$$\text{SimGlobal}(bc_j, P) = \sum_{i=0}^8 w_i * d_i(bc_{ji}, P_i) / n$$

$$d_i(bc_{ji}, P_i) = \begin{cases} 0 & \text{Si } bc_{ji} == P_i \\ 1 & \text{Si } bc_{ji} \neq P_i \end{cases} \quad i = 1, 2, 5, 6$$

$$d_i(bc_{ji}, P_i) = \frac{|bc_{ji} \cap P_i|}{|bc_{ji} \cup P_i|} \quad i = 3, 4$$

$$d_i(bc_{ji}, P_i) = \frac{1}{3} \left(\frac{c}{|bc_{ji}|} + \frac{c}{|P_i|} + \frac{c - t/2}{c} \right) \quad i = 7, 8.$$

The most similar K cases are returned with a $K=3$.

based on the operations: between, set, union and intercept.

The OG and OE traits represent the general and spatial ontologies. The similarity measure that give the best results based on a control sample and a field test was the Jaro-Winkler distance Equation 18:

$$d_i(x_j, y_j) = \begin{cases} d_{jaro} & \text{si } d_{jaro} < b_t \\ d_{jaro} + (l * p * (1 - |y_j|)) \text{eoc} & \end{cases}, \quad (18)$$

where l is the length of common prefix of the strings up to a maximum of 4 characters,

p is a constant scale factor that must not be greater than 0.25, otherwise the distance can attain values greater than 1 (0.1 is the standard value used).

b_t is the threshold defined (0.7 is recommended)

d_{jaro} is the Jaro distance between the strings x_j, y_j , which is defined by the equation 19:

$$d_{jaro}(x_j, y_j) = \frac{1}{3} \left(\frac{c}{|x_j|} + \frac{c}{|y_j|} + \frac{c - t/2}{c} \right). \quad (19)$$

The recoverer based on Algorithm 1 obtains the k cases closest to the inquiry requested by the user, using Equation 1 for the calculation of the distance. The result of the evaluation of the k system selected by default is 3. The set of cases obtained by Algorithm 1 constitutes the input of the adapter module.

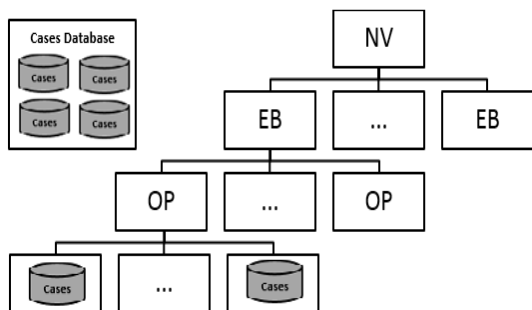


Fig. 3. Cases database structure for the UNE

Table 6. T-Operators according to the feature Objective

From trait	Where trait	CE trait
Coupling Insert	Insertion of restriction	Insertion of restriction
Coupling Removal	Removal of restriction	Removal of restriction
Replacing Coupling	Substitution in restriction	Substitution in restriction

Reuse and Adaptation

To adapt the case recovered, it is combined, together with the new one, by reusing information. The solution proposal is made through similarity mechanisms that define the closeness or not of the recovered case with the new one.

For the solution of the problem, a transformational analogy is followed that starts by transforming the solution of a previous problem into the solution of the new problem. Solutions are seen as states in a search space called T-space. T-operators describe the methods for moving from one state to another. Reasoning by analogy is reduced to looking at the T-space: starting with an old solution and using some method of analysis by difference (or other) where a solution to the current problem is found.

The input of the adaptation module is an initial solution of the three objective traits. This module allows to reuse and adapt based on transformational analogy, which implies structural changes in the solution. Transformational adaptation is guided by common sense in which the rules were defined and are used to direct the adaptation process. This process is considered to

be a T-space, in which the known solution (SC) is going to be transformed with the use of T-operators (Table 6), until it becomes the solution of a new problem.

Each T-operator is defined by a set of rules that perform the operation indicated by it. These rules perform a chain work that allows inserting, eliminating or replacing part of the solution in order to adapt it to the needs of the current problem and that satisfies the restrictions imposed by the experts in domain ontologies and the natural requirements of objective traits.[60] The adaptation module has three stages that are described below.

In stage one the review of the three objective features has an algorithm of 25 rules that allow to check which features are absent, which are valid and which ones need to adapt.

In stage two, the set of rules to be applied is chosen according to the adaptation requirements of the previous stage in the following way:

- If there are no requirements, return the initial solution without adapting
- If there is a requirement for the From feature, the set of rules is applied to adapt the From trait.
- If there is a requirement for the Where feature, the rule set is applied to adapt the WHERE feature
- If there is a requirement for the CE trait, the set of rules is applied to adapt the CE trait.

In stage three a total of 65 adaptation rules are applied. The adaptation rules are divided into subsets by four methods.

The first and second methods contain the set of 24 rules that allow you to adapt the From feature. This requirement can be given by:

The initial result of the Trait is absent since the From is an empty string or because $\forall Xi \in (Tablas) | Xi \notin From$.

The solution does not contain the correct base table. The rules are responsible for finding the correct base table for the case and replacing it in the initial solution. The replacement of the base table in the solution can lead to the previous one being related to it and replacing it would be a coupling of the new base table with it. The application of rule seven eliminates this type of coupling.

Table 7. T-Operators according to the feature Objective

Trait	Where trait
NV	Primario
EB	Banco de transformadores
AT	CodInst, Secc, Circuito, Cod, Cap, Nempresa
Tablas	Punto, BTransf, Cap, Transf
AC	Cap
OP	>
ON	BTNTNPotNTcto
OE	PNProv

Table 8. Initial solution

Trait	Where trait
NV	Primario
EB	Banco de transformadores
AT	Codigolnst, Seccionalizador, Circuito, Cod, Volt, Nempresa
Tablas	Punto, BTransf, VoltSist, Transf
AC	Voltaje
OP	<
ON	BTNTNPotNTcto
OE	PNProv
FROM	Transf INNER JOIN BTransf ON Transf.Cod = BTransf.Cod INNER JOIN Punto ON Transf.Cod = Punto.CodInst INNER JOIN VoltSist ON Transf.Id_VoltPrim = VoltSist.Id_VoltSist
WHERE	(VoltSist.Volt < @VC)
CE	(Mun.Nombre=@VC) and (Mun.Obj Contains Postes_M .Obj) and (poste = Postes_M.CODIGO_POSTE)

Table 9. Adapted solution

Trait	Where trait
NV	Primario
EB	Banco de transformadores
AT	CodInst, Secc, Circuito, Cod, Cap, Nempresa
Tablas	Punto, BTransf, Cap, Transf
AC	Cap
OP	>
ON	BTNTNPotNTcto
OE	PNProv
FROM	Transf INNER JOIN BTransf ON Transf.Cod = BTransf.Cod INNER JOIN Punto ON Transf.Cod = Punto.CodInst INNER JOIN Cap ON Transf.Id_Cap = Cap. Id_Cap
WHERE	(Cap.Cap > @VC)
CE	(Mun.Nombre=@VC) and (Mun.Obj Contains Postes_M .Obj) and (poste = Postes_M.CODIGO_POSTE)

Table 10. Queries to SIGOBE v1.0

Queries	Use	Average monthly consul
Office	See the monolineales; Analyze the limits of freeways; Address complaints	100
Engineering department	Analysis of the study area for the commission of projects; Consultations on transformers	25
Customer Service area	State of Complaints; Status of projects and studies	50

$\exists Xi \in (Tablas) | Xi \notin From$. In this case there would be no tables in the result, so the solution

would be incomplete and it is necessary to add them coupled to the base table: $\exists Xi \in (From) | Xi \notin Tablas$.

In this case, tables would be left over in the result and it is necessary to eliminate the coupling to the base table.

After the base element is selected, the rest of the missing tables is added.

The third method contains the set of 27 rules that allow adapting the Where feature. These rules will be executed when the revision step establishes that the Where feature needs to be adapted. This requirement can be given by.

The initial result of the Trait is absent because it is an empty string and the case has restrictions:

- The solution does not have the correct OP.
- The solution does not have the correct AC.
- The solution is not given according to the general ontology of the SIGERE system in the output, phase, and type of correct installation.

The fourth method contains the set of 13 rules that allow the CE trait to be adapted. These rules will be executed when the revision step establishes that the CE trait needs to be adapted. This requirement can be given by the absence of some term of the spatial ontology in the query.

Retaining or Learning a New Case

After the review stage confirms that the adaptation is correct, it will be retained in the CDB that is enriched by the solutions to new problems.

Example of Cases

For a better understanding of the model, an example is presented where the request of the

user in technical language would be: "Banks of transformers with a capacity greater than 15 kV".

When entering the search, it is passed to the technical language processor where the phonetic value of the words is calculated.

Later the semantic analysis is carried out and the different concepts are determined and based on them the fundamental tables and attributes.

The predictive features are identified as shown in table 7. With the data obtained, the input to the recuperator module is defined where the initial solution is obtained table 8.

In this solution the predictive features AC and OP are not equal to the input features. Therefore, you must enter the adapter and go to stage 1, where the following rules are broken:

- Si $Tabla = Tablas_Solucion$, entonces True; sino False;
- Si $(OP \subset SI)$, entonces True; sino False;
- Si $(AC \subset SI)$, entonces True; sino False;
- In stage 2 where they should be executed:
- If there is a requirement for the From feature, the set of rules is applied to adapt the FROM trait.
- If there is a requirement for the Where feature, the rule set is applied to adapt the WHERE feature

In stage 3, the T-Operators needed to adapt the From traits and the Where trait are executed.

When applying the rules, we obtain the following adapted solution that we can see in the table 9.

This solution is valid. Given its low complexity, it is not stored in the cases base.

Other examples of queries implemented and incorporated to the case base are "Overloaded

Table 11. Results of SICUNE by area

Queries	Total queries	Correctly prediction	Incorrectly prediction	Retain	%s
Office	230	221	9	23	96,08%
Engineering department	189	178	11	40	94,18%
Customer service area	147	140	7	18	95,23 %

Transformers", "Disconnected out of service" and "See pending complaints".

4 Results

For the implementation of the case-based system, the SICUNE module (Spanish acronym for Intelligent Query System of the UNE) was developed within SIGOBE; which uses transformational analogy on previously made query, retrieved by a case-based reasoning, to respond the user's questions. During this process the system uses the facilities fo Java API Jxl to handle the case database.

To facilitate the organization, SICUNE was structured in packages as a mechanism to group elements. The Set, String and Position packages store work-related elements with sets, strings, and position similarity, respectively. The Structure and Useful packages store all the elements related to the access and handling of the case database, respectively. All these packages contribute to a Visual CBR package that stores the elements responsible for establishing the link between the interface and the application.

The system was designed with the possibility of adding new measures of similarity. Among the SIGOBE configuration parameters, it is possible to determine which similarity measures does the user of the system want to use; using the Jaro Winkler by default, for ontological features, with a 97% accuracy.

5 Experimental Study

To test the SICUNE, three departments of an Electric Company are selected that use information from different areas of the database and achieve greater coverage in the information contained.

The work of these areas is operational and needs the functionality proposed for their daily work:

- Office,
- Engineering department,
- Customer service area.

As a first step, a study of the exploitation of SIGOBE v1.0 was carried out, which was the GIS they had installed, determining their approximate use (table 10).

In all three areas, SICUNE tests are carried out for a period of one month for its validation. Table 11 shows the results by area.

The general results of the application of the SICUNE shows an effectiveness of 95.23%. In order to strengthen SICUNE, it is necessary to incorporate new cases, especially those related to the engineering area, due to the complexity of its work.

6 Conclusions

The following conclusions can be drawn:

- A case-based system on type problem solver was designed, using as an initial case database, the 265 static queries registered in SIGERE. The queries are described by eight data-type predictive traits and three objective traits. The case database responds to a three-level hierarchical organization, which favors the processes of access, recovery and learning of cases.
- The similarity between two cases was determined by the weighted sum of the distance of their traits.
- Calculation of the distance between traits was done according to its nature. It was determined that the best results in the study case are: for the traits of nominal type, the Boolean

distance; for traits of set type, the Jaccard distance and the ontologies were treated as strings using the Jaro-Winkler distance.

- The case retention stage is in preliminary phase, since the current size of the case database does not presuppose reissues of cases, because it is still medium-sized.
- An intelligent real-time queries system is implemented for the UNE (SICUNE), achieving the generation of automatic queries that allow the system to respond to any type of queries in real time.
- The experimental study shows the feasibility of the proposal.

References

1. **Arango, M.A. & Arroyave, S. (2016).** Analysis of Fossil Fuels in the Market for Electricity Generation in Colombia: A Contrast between Models of Volatility. *Revista de Métodos Cuantitativos para la Economía y la Empresa*, Vol. 22, pp. 190–215.
2. **Sen, R. & Bhattacharyya, S.C. (2014).** Off-grid electricity generation with renewable energy technologies in India: An application of HOMER. *Renewable Energy*, Vol. 62, 388–398.
3. **Fernández-Álvarez, R. (2011).** *Informatización de la Gestión de las Redes Eléctricas*. Facultad de Ingeniería Eléctrica, Universidad Central “Marta Abreu” de Las Villas, Santa Clara.
4. **Shafiullah, M., Rahman, S.M., Morteja M.G., & Al-Ramadan, B. (2016).** Role of spatial analysis technology in power system industry: An overview. *Renewable and Sustainable Energy Reviews*, Vol. 66, pp. 584–595.
5. **Machado-García, N., González-Ruiz, L., & Balmaseda-Espinosa, C. (2014).** Recuperación de objetos geoespaciales utilizando medidas de similitud semántica. *Revista Cubana de Ciencias Informáticas*, Vol. 8, 132–143.
6. **Smiraglia, R.P. (2015).** *Domain Analysis for Knowledge Organization Tools for Ontology Extraction*: Elsevier Ltd.
7. **Cadena, R., Quintero, R., Moreno, M.A., Torres, M., & Guzman, G. (2015).** Ontology-Driven Semantic Comparison between Geographic Data Sets. *Computación y Sistemas*, Vol. 17, No. 4, pp. 569–581.
8. **Lu, C., Lam, A., Kobayashi, Y., Kuno, Y., & Kachi, D. (2015).** Understanding Spatial Knowledge: An Ontology-Based Representation for Object Identification. *IEEEJ Transactions on Image Electronics and Visual Computing*, Vol. 3, No. 2, pp. 150–163.
9. **Larin-Fonseca, R. & Garea-Llano, E. (2013).** *Enfoque de integración semántica de datos geoespaciales a bajo nivel de abstracción*. Paper presented at the Informática.
10. **Tolaba, A.C., Caliusco, M.L., & Galli, M.R. (2014).** Representación del Conocimiento de la Información Geográfica siguiendo un Enfoque basado en Ontologías. *RISTI - Revista Ibérica de Sistemas e Tecnologías de Informação*, Vol. 14, pp. 101–116.
11. **Jelokhani-Niarakia, M., Sadeghi-Niarakibc, A., & Choic, S.M. (2018).** Semantic interoperability of GIS and MCDA tools for environmental assessment and decision making. *Environmental Modelling & Software*, Vol. 100, pp. 104–122.
12. **Fosu, R., Suprabhas, K., Rathore, Z., & Cory, C. (2015).** Integration of Building Information Modeling (BIM) and Geographic Information Systems (GIS)—a literature review and future needs. *Paper presented at the Proceedings of the 32nd CIB W78 Conference*, Eindhoven, Holanda, pp. 27–29.
13. **Liu, X., Wang, X., Wright, G., Cheng, J.C., Li, X., & Liu, R. (2017).** A State-of-the-Art Review on the Integration of Building Information Modeling (BIM) and Geographic Information System (GIS). *ISPRS International Journal of Geo-Information*, Vol. 6, No. 2, pp. 53–74.
14. **Tah, J., Oti, A., & Abanda, F. (2017).** A state-of-the-art review of built environment information modelling (BelM). *Organization, Technology and Management in Construction: an International Journal*, Vol. 9, No. 1, pp. 1638–1654.
15. **Wu, W., Yang, X., & Fan, Q. (2014).** GIS-BIM based virtual facility energy assessment (VFEA)—Framework development and use case of California State University, Fresno. *Computing in Civil and Building Engineering*, pp. 339–346.
16. **Brizzi, P., Bonino, D., Musetti, A., Krylovskiy, A., Patti, E., & Axling, M. (2016).** Towards an ontology driven approach for systems interoperability and energy management in the smart city. *Paper presented at the Computer and Energy Science (SPLITECH)*, International Multidisciplinary. Split, Croatia, pp. 1–7.
17. **Saran, S., Wate, P., Srivastav, S., & Krishna-Murthy, Y. (2015).** CityGML at semantic level for urban energy conservation strategies. *Annals of GIS*, Vol. 21, No. 1, pp. 27–41.
18. **Calderón, C., James, P., Urquizo, J., & McLoughlin, A. (2015).** A GIS domestic building framework to estimate energy end-use demand in

- UK sub-city areas. *Energy and Buildings*, Vol. 96, pp. 236–250.
19. **INGENIERÍA Y CONSTRUCCIÓN MATMOR C.A. (2016).** *Software para el Análisis, Diseño y planificación de las redes de distribución de energía eléctrica en media y baja tensión basado en CAD-CAE-GIS.*
 20. **Smallwood, C., Wennermark, J., & Menzel, C. (2016).** The benefits of inspection: how one utility developed and implemented an underground distribution inspection and maintenance program. *IEEE Industry Applications Magazine*, Vol. 22, No. 9, pp. 32–42.
 21. **Pérez, A.V., Arauz, W.M.S., Gámez, M.R., Fernández, M.C., & Castro, V.H.N. (2017).** Sistemas de información geográfica y microrredes. *Revista Cubana de Ingeniería*, Vol. 8, No. 1, pp. 24–29.
 22. **Russell, S.J., & Norvig, P. (1995).** *Artificial Intelligence. A Modern Approach*, Englewood Cliffs, Prentice Hall.
 23. **Gillespie, K., Gupta, K.M., & Drinkwater, M. (2014).** Case-Based Object Placement Planning, *Proceedings of International Conference on Case-Based Reasoning*, pp. 170–184.
 24. **de la Rosa Turbides, T.E. (2010).** *Razonamiento basado en casos aplicado a la planificación heurística.* Departamento de Informática, Universidad Carlos III de Madrid.
 25. **Moreno-Laverde, R., Joyanes-Aguilar, L., Giraldo-Marín, L.M., Duque-Méndez, N.D., & Tabares-Morales, V. (2015).** Modelo para personalización de actividades educativas aprovechando la técnica de Razonamiento basado en Casos (RbC). *Campus Virtuales*, Vol. 4, No. 1, pp. 118–127.
 26. **Chazara, P., Negny, S., & Montastruc, L. (2016).** Flexible knowledge representation and new similarity measure: Application on case based reasoning for waste treatment. *Expert systems with applications*, Vol. 58, pp. 143–154.
 27. **Beibel, S. (2011).** *Ontologiegestütztes Case-Based Reasoning: Entwicklung und Beurteilung semantischer Ähnlichkeitsindikatoren für die Wiederverwendung natürlichsprachlich repräsentierten Projektwissens.* Springer-Verlag.
 28. **Fitzgerald, T., McGreggor, K., Akgun, B., Thomaz, A., & Goel, A. (2015).** Visual Case Retrieval for Interpreting Skill Demonstrations. *Proceedings of 23rd International Conference, ICCBR'15*, Frankfurt am Main, pp. 119–133.
 29. **Aamodt, A. & Plaza, E. (1994).** Case-Based Reasoning: Foundational Issues, Methodological Variations, and System Approaches. *AI Commun. IOS Press*, Vol. 7, No. 1, pp. 39–59.
 30. **Cordero-Morales, D., Ruiz-Constanten, Y., & Torres-Rubio, Y. (2013).** Sistema de Razonamiento Basado en Casos para la identificación de riesgos de software. *Revista Cubana de Ciencias Informáticas*, Vol. 7, No. 2, pp. 222–239.
 31. **Kolodner, J. (1993).** *Case-Based Reasoning.* Morgan Kaufmann Publishers.
 32. **Myrgioti, E., Bassiliades, N., & Miliou, A. (2013).** Bridging the HASM: An OWL ontology for modeling the information pathways in haptic interfaces software. *Expert systems with applications*, Vol. 40, No. 4, pp. 1358–1371.
 33. **Somodevilla, M., Vilariño, D., & Pineda, I. (2018).** An overview of ontology learning tasks. *Computación y Sistemas*, Vol. 22, No. 1, pp. 137–146.
 34. **Wimmer, H. & Rada, R. (2015).** Good versus bad knowledge: Ontology guided evolutionary algorithms. *Expert systems with applications*, Vol. 42, No. 21, pp. 8039–8051.
 35. **Akmal, S., Shih, L.H., & Batres, R. (2014).** Ontology-based similarity for product information retrieval. *Computers in Industry*, Vol. 65, No. 1, pp. 91–107.
 36. **Bouhana, A., Zidi, A., Fekih, A., Chabchoub, H., & Abed, M. (2015).** An ontology-based CBR approach for personalized itinerary search systems for sustainable urban freight transport. *Expert systems with applications*, Vol. 42, No. 7, pp. 3724–3741.
 37. **Ortiz-Chow, Y.K., Bañuelos-Aguilar, P., & Rodas-Osollo, J. (2016).** Razonamiento basado en casos (RbC). *CULCyT*, Vol. 13, No. 58, pp. 40–47.
 38. **Sidorov, G., Gelbukh, A., Gómez-Adorno, H., & Pinto, D. (2014).** Soft similarity and soft cosine measure: similarity of features in vector space model. *EDUTECH Computación y Sistemas*, Vol. 18, No. 3, pp. 491–504.
 39. **Atkeson, C.G., Moore, A.W., & Schaal, S. (1997).** Locally Weighted Learning. *Artif. Intell. Rev.*, Vol. 11, No. 1-5, pp. 11–73.
 40. **Nguyen-Cong, B., Rivero-Pérez, J.L., & Morell, C. (2015).** Aprendizaje supervisado de funciones de distancia: estado del arte. *Revista Cubana de Ciencias Informáticas*, Vol. 9, No. 2, pp. 14–28.
 41. **Pełkalska, E. & Duin, R.P. (2005).** The dissimilarity representation for pattern recognition: foundations and applications 64. *World scientific.*
 42. **Ruiz-Shulcloper, J., Carrasco-Ochoa, J.A., & Martínez-Trinidad, J.F. (2015).** *Similitud vs Distancia.* CENATAV, Ciudad de La Habana, Cuba.

43. **Fan, Z.P., Li, Y.H., Wang, X., & Liu, Y. (2014).** Hybrid similarity measure for case retrieval in CBR and its application to emergency response towards gas explosion. *Expert systems with applications*, Vol. 41, No. 5, pp. 2526–2534.
44. **Mena-Torres, D., & Aguilar-Ruiz, J.S. (2014).** A similarity-based approach for data stream classification. *Expert systems with applications*, Vol. 41, No. 9, pp. 4224–4234.
45. **Gotoh, O. (1982).** An improved algorithm for matching biological sequences. *Journal of Molecular Biology*, Vol. 162, No. 3, pp. 705–708.
46. **Smith, T.F. & Waterman, M.S. (1981).** Identification of common molecular subsequences. *Journal of Molecular Biology*, Vol. 147, No. 1, pp. 195–197.
47. **Ramírez-Bustamante, F. & López -Díaz, E. (2006).** Spelling Error Patterns in Spanish for Word Processing Applications. *Proceedings of Fifth international conference on Language Resources and Evaluation, LREC'06*, Cotone Conference Center, Genoa - Italy.
48. **Jaro, M.A. (1976).** Unimatch: A Record Linkage System: User's Manual, Bureau of the Census.
49. **Winkler, W.E. (2000).** Using the EM Algorithm for Weight Computation in the Fellegi-Sunter Model of Record Linkage. *Proceedings of Section on Survey Research Methods*, American Statistical Association.
50. **Yancey, W.E. (2006).** Evaluating String Comparator Performance for Record Linkage. *Fifth Australasian Conference on Data mining and Analytics*, pp. 21–23.
51. **Bergmann, R. & Stahl, A. (1998).** Similarity measures for object-oriented case representations. *Advances in Case-Based Reasoning: 4th European Workshop, EWCBR'98*, Dublin, Ireland, **Smyth, B. & Cunningham, P. Eds.**, Springer Berlin Heidelberg, pp. 25–36.
52. **González-Calero, A. (1997).** *Aplicación de técnicas basadas en conocimiento como soporte a la reutilización en bibliotecas orientadas a objetos.* Informática y Automática, Universidad Complutense de Madrid.
53. **Resnik, P.S. (1993).** *Selection and Information: A Class-Based Approach to Lexical Relationships.* Institute for Research in Cognitive Science, University of Pennsylvania, Pennsylvania.
54. **Konopík, M. & Pražák, O.E. (2015).** Information sources of word semantics methods. *Proceedings of International Conference on Speech and Computer*, pp. 243–250.
55. **Althoff, K.D., Auriol, E., Barletta, R., & Manago, M. (1995).** *A Review of industrial Case-Based Reasoning Tools.* Oxford: AI Intelligence.
56. **González-Castellanos, M. (2010).** *Extensión de algoritmos representativos del aprendizaje automático al trabajo con datos tipo conjunto.* Facultad de Matemática, Física y Computación. Departamento de Ciencias de la Computación, Universidad Central “Marta Abreu” de Las Villas, Santa Clara, Villa Clara.
57. **Sánchez-Fleitas, N., Comas-Rodríguez, R., García-Lorenzo, M.M., & Riverol-Quesada, A. (2016).** Modelo de manejo de datos, con el uso de inteligencia artificial, para un sistema de información geográfica en el sector energético. *Enfoque UTE*, Vol. 7, No. 3, pp. 95–109.
58. **Martínez-Sánchez, N., García-Lorenzo, M.M., & García-Valdivia, Z.Z. (2009).** Modelo para diseñar sistemas de enseñanza-aprendizaje inteligentes utilizando el razonamiento basado en casos. *Avances en Sistemas e Informática*, Vol. 6, No. 3, pp. 67–78.
59. **Reyes-González, Y., Claro-Arceo, A., Martínez-Sánchez, N., & Hernández, A. (2016).** Agrupamiento conceptual lógico combinatorio: una alternativa para la toma de decisiones. *Inteligencia Artificial*, Vol. 19, No. 57, pp. 82–96.
60. **Riverol-Quesada, A., Sánchez-Fleitas, N., & García-Lorenzo, M.M. (2018).** Adecuaciones al razonador basado en caso SICUNE Paper presented at the Informatica 2018. *IV Conferencia Internacional en Ciencias Computacionales e Informática CICC'I'18*, Habana, Cuba.

Article received on 30/05/2017; accepted on 24/02/2019.
Corresponding author is Nayi Sánchez Fleitas..