

# Genetic Algorithm for Solving Multiple Traveling Salesmen Problem using a New Crossover and Population Generation

Dharm Raj Singh<sup>1</sup>, Manoj Kumar Singh<sup>1</sup>, Tarkeshwar Singh<sup>2</sup>, Rajkishore Prasad<sup>3</sup>

<sup>1</sup> Banaras Hindu University, DST-Centre for Interdisciplinary Mathematical Sciences (DST-CIMS),  
India

<sup>2</sup> Department of Mathematics, Birla Institute of Technology and Science Pilani,  
K K Birla Goa Campus,  
India

<sup>3</sup> B.N. College, Patna,  
India

dharmrajsingh67@yahoo.com, manoj.dstcims@bhu.ac.in

**Abstract.** In this paper, we proposed a new crossover operator and a population initialization method for solving multiple traveling salesmen (MTSP) problem in genetic algorithm (GA) framework. The group theory based technique of initial population generation ensures the uniqueness of members in population, hence no redundancy in the search space and also remove the random initialization effect. The new crossover is based on the intuitive idea that the city in sub optimal / optimal tours occurs at same position. In this crossover the Hamming distance is preserved and there is very less chance to generate child same as members in the population, so diversity of the population is not much affected. For efficient representation of search space, we exploited the multi-chromosome representation technique to encode the search space of MTSP. We evaluate and compare the proposed technique with the methods using crossover TCX, ORX +A, CYX +A and PMX +A reported in [35] for two standard objective functions of the MTSP, namely, minimising total travel cost of  $m$  tours of the  $m$  salesman and minimising the longest tour cost travel by any one salesman. Experimental results show that the GA with proposed population initialization and crossover gives better result compared to all four methods for second objective, however, in very few cases slightly degraded result for first objective.

**Keywords.** Genetic algorithm, multiple traveling salesman problem, group theory, crossover operator, 2-opt mutation.

## 1 Introduction

The MTSP is an extension of classical traveling salesmen problem (TSP) [1]. In classical TSP, a salesman visits every city exactly only once in fully connected networks of city and return back to start city such that tour cost is minimum. In MTSP,  $m$  ( $>1$ ), salesman travels the fully connected network of cities such that at a time a group of city is visited exactly once by only one salesman out of  $m$  salesman and salesman return to start city i.e. tours of each salesman have distinct city. Each salesman must have starting and ending position is same. Given a collection of  $n$  cities and the distance (cost), of travel between every pair of city must be partitioned into  $m$  tours for  $m > 1$  salesmen to serve a set of  $n > m$  cities. The objectives of MTSP are:

- i. Sum of the cost of  $m$  tours of the  $m$  salesman is minimum.
- ii. Maximum tour cost travel by any one salesman is minimized.

We have also considered two additional constraints on the solution, similar to Crater et al. [6]: start and end city is the same for all salesmen and this city is called as home city, every salesmen visit at least one city other than home city. The second objective is related to the balancing of

workload among the salesman. Clearly, MTSP is NP-Hard as classical TSP ( $m = 1$ ), which is well known NP-Hard.

A number of real life problem are modeled using MTSP, which is useful for many applications business, industry and engineering. The most common application of MTSP are in the area of scheduling and routing e.g. print press scheduling [14], interview scheduling [12], crew scheduling[2], hot rolling scheduling[34], workload balancing [25], design of global navigation satellite system surveying networks [30], school bus routing [2], and vehicle scheduling problem [23, 27].

In recent years, many heuristic or meta-heuristic algorithms have been developed for solving the NP-hard optimization problems, such as Simulated Annealing [7, 18], Genetic Algorithms [1, 22], Ant Colony Optimization [36] and Particle Swarm Optimization [24]. These methods are also exploited to solve MTSP [4, 5, 6, 21, 32, 33, 35, 36].

Finding global solution for NP-Hard problems within affordable time and computing resources is intractable. Instead of global optimal solution, a suboptimal solution with reasonable computational load is obtained and it will further pruned for better solution using some heuristic about the solution. During recent years, researcher has shown great interest in finding effective algorithms in heuristic framework to solve MTSP and TSP. A comprehensive survey on heuristic methods is available in [19], and references there in. In this paper we focused on the development of algorithm for MTSP in Genetic Algorithm (GA), framework. GA is an iterative, population based, heuristic search technique. Several GA based methods are proposed depending on the different way of representing chromosome and genetic operations.

Tang et al. [34] proposed a GA with one chromosome representation for MTSP to solve the hot rolling production scheduling problem. Malmborg et al. [23] and Park et al [27] used a two chromosome representation in their genetic algorithm based approaches for MTSP and applied it for vehicle scheduling. Carter et al. [6] developed a genetic algorithm for MTSP with his proposed two- part chromosome representation and corresponding genetic operators. Brown et al. [5] proposed a grouping GA that uses a chromosome presentation. Singh et al. [31] proposed a grouping

GA, in this they represented chromosome as set of  $m$  tours and their proposed crossover and mutation operator. Chromosome representation of Singh et al. [31] is similar to multi chromosome representation, except that tours are not assigned to specific salesmen. Yuan et al. [37] proposed genetic algorithm for MTSP with two-part chromosome and a new crossover, he named it as two-part crossover (TCX).

Novelty of all the aforementioned method is use of new chromosome representation and modified form of genetic operator (crossover, mutation), which was used in classical TSP [37]. But, these chromosome representations have many redundant solutions, i.e., many chromosome seems to be different but they represent the same MTSP solution. The set of all possible chromosomes (representation space / search space), is much larger than the set of all possible solution to the problem (problem space). However, GA is searching based method and it works on representation space, therefore it has to explore the larger space, and hence, the performance of the GA degraded severely. The detail pros and cons of chromosome representations used in these methods are discussed in Section 2.

In this paper, we proposed the genetic algorithm for the MTSP. Our proposed genetic algorithm uses group theory to generate initial population and a proposed new crossover operator. We use multi-chromosome representation scheme for encoding the representation space [1]. In multi-chromosome representation, the size of the search space is same as the size of two-part chromosome representation. However, multi-chromosome encoding is much similar to the characteristics of MTSP, salesmen are separated from each other "physically", i.e., each salesman visit different city except start and end city. This representation more easily interpretable to the MTSP solution space. Upon use of group theory method for chromosome initialization, the multi chromosomes representation has no redundancy (duplicate solutions) in search space.

We have compared the results our proposed method with the result reported in Yuan et al. [38] using two part chromosome crossover (TCX), ordered crossover operator with an asexual crossover (ORX +A), cycle crossover operator

with an asexual crossover (CYX +A), and the partially-matched crossover operator with an asexual crossover (PMX +A).

The rest of the paper is organized as follows: Section 2 presents the mathematical formulation of the MTSP. Section 3 reviews the different chromosome representations techniques reported so far the MTSP problem along with their pros and cons. Section 4 presents the framework of genetic algorithm with proposed group theory for population initialization and crossover. Section 5 presents the experimental results. Finally, Section 6 provides concluding remark of the study.

## 2 Formulations of Multiple Traveling Salesman Problem (MTSP)

In the MTSP, given a set of  $n$  nodes (cities) and  $m$  salesmen located at a single start (source), node. In this process the MTSP consists of finding tours for all  $m$  salesmen, who all start and end at the same source node, such that each city must be visited exactly once by only one salesman and the objective is to minimize the total cost of visiting all the nodes. This type of problem is modeled in graph theory as a weighted graph  $G = (V, E, w)$ , where  $V$  is the set of vertices representing cities,  $E$  is the set of edges representing roads and  $w$  is weight (cost), between each pair of vertices.

A closed tour in which all the vertices are distinct which is known as Hamiltonian cycle. Finding set of  $m$  Hamiltonian cycles with minimum travel cost in the weighted graph gives the desired solution. i. e. total cost of visiting all nodes is minimized. The cost between cities is represented by matrix, known as cost matrix  $C = (c_{ij})$ ,  $i, j = 1, 2, \dots, n$ .

In cost matrix  $C$  the  $(i, j)^{\text{th}}$  entry  $c_{ij}$ , represents the cost of travel from  $i^{\text{th}}$  to  $j^{\text{th}}$  city. The matrix  $C$  is said to be symmetric when  $c_{ij}=c_{ji}$ ,  $\forall (i, j) \in E$  and asymmetric otherwise. In Integer Linear Programming framework the MTSP is formulated as follows [1]:

Let us define following decision variable  $x_{ij}^k \in \{0,1\}$  as a binary variable whose value indicates whether a salesman visits next city or not. The value of variable  $x_{ij}^k = 1$ , if  $k^{\text{th}}$  salesman selects

an edge from city  $i$  to city  $j$  on the tour for travel, and  $x_{ij}^k = 0$  if  $k^{\text{th}}$  salesmen does not selects an edge between city  $i$  and city  $j$  on the tour for travel. Mathematically it can be expressed as follows:

$$x_{ij}^k = \begin{cases} 1, & \text{if } k^{\text{th}} \text{ salesman travels from city } i \text{ to city } j, \\ 0, & \text{otherwise.} \end{cases} \quad (1)$$

Consider  $T_k$  denote the tour traveled by  $k^{\text{th}}$  salesman. The cost of the tour  $T_k$  travel by  $k^{\text{th}}$  salesman is given as follows:

$$C(T_k) = \sum_{i=1}^n \sum_{j=1}^n c_{ij} x_{ij}^k. \quad (2)$$

The MTSP problem can be mathematically formulated as constraint optimization problem as follows:

$$\text{minimize } \sum_{k=1}^m C(T_k), \quad (3)$$

$$\text{minimize } \max(C(T_k)), \text{ for any } k, \quad (4)$$

subject to

$$\sum_{k=1}^m \sum_{i=2}^n x_{i1}^k = m, \quad (5)$$

$$\sum_{k=1}^m \sum_{j=2}^n x_{1j}^k = m, \quad (6)$$

$$\sum_{i=1}^n x_{ij}^k = 1, j = 1, 2, \dots, n; i \neq j; k = 1, 2, \dots, m, \quad (7)$$

$$\sum_{j=1}^n x_{ij}^k = 1, i = 1, 2, \dots, n; i \neq j; k = 1, 2, \dots, m, \quad (8)$$

$$+\text{subtour elimination constraints.} \quad (9)$$

Equation (3, 4) corresponds to the objective criterion i, ii of MTSP, as discussed in Section 1. The constraint given by Equation (7, 8) are usual city assignment constraint: at a time, a group of

cities is assigned to exactly one salesman out of  $m$  salesmen. The constraint (5, 6), ensure that exactly  $m$  salesmen depart from and return back to home city (here it is represented by index 1). Constraint represented by Equation (9), is used to prevent sub-tours, which are degenerate tours that are formed between intermediate nodes and not connected to the home.

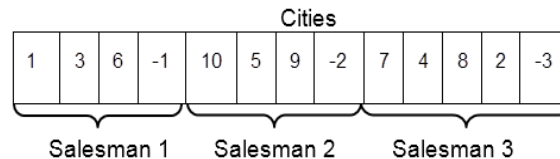
### 3 Chromosome Representations for the MTSP

The convergence and quality of solution obtained from GA is depends on the diversity in the search space. Thus, using an efficient encoding scheme for search space is necessary for success of GA. In general, in search space the solution / chromosomes are represented such that there is least chance to have multiple copy of the same solution i.e., search space have less redundancy and high diversity in the population. Here we present a brief review of different techniques for chromosome representation, which are commonly employed for solving MTSP, with their advantages and disadvantages. In proposed method, we used multi-chromosome representation technique, which is similar to the characteristic of the problem.

#### 3.1 One Chromosome Technique

This method represents a solution for the MTSP using a single chromosome of length  $n + m - 1$ , where  $n$  represents a permutation (tour) of  $n$  cities with integer value ranging from 1 to  $n$  and  $m$  represents number of salesman. The solution chromosome is divided into  $m$  sub-tours by inserting  $m-1$  dummy negative integers that represents the change from one salesman to another.

For example, in Fig.1 (where  $n = 10$  and  $m = 3$ ), the first salesman will visit cities 1, 3, and 6, the second salesman will visit cities 10, 5 and 9, and third salesman will visit 7, 4, 8 and 2. All visit in the order that the city appears. The number of possible solutions is  $(n + m - 1)!$ . However, many of the possible chromosomes are redundant. The detail of this technique is available in [5, 10, 31].



**Fig. 1.** One chromosome technique for a 10 city MTSP with three salesmen



**Fig. 2.** Two chromosome technique for a 10 city MTSP with three salesmen

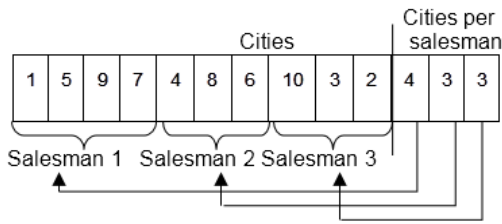
#### 3.2 Two Chromosome Technique

This method represents a solution for the MTSP using a two chromosome of length  $n$ . one-chromosome represents a permutation (tour) of  $n$  cities with integer value ranging from integer 1 to  $n$  and the other chromosome represents city assigned to a salesman, and value ranging from integer 1 to  $m$ . For example, in Fig. 2, for  $n = 10$  and  $m = 3$ , the first salesman will visit cities 3, 10 and 2, the second salesman will visit cities 6, 5, 7 and 8, and third salesman will visit 1, 9 and 4. The visit is taken place in the same order as the cities appear in the permutation.

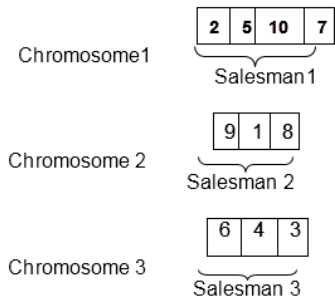
In this method, there are  $n!m^n$  possible solutions to the problem [6]. However, many of the possible solutions are redundant. For example, in Fig. 2, the first two genes in each of the chromosomes can be interchanged to create different chromosomes that result in an identical (or redundant) solution. For detail of two-chromosome technique one can refer [5, 6, 10, 31].

#### 3.3 Two-Part Chromosome Technique

In this method, MTSP solution represented by two part of a chromosome of length  $n+m$ , where  $n$  is the number of city and  $m$  is the number of salesman used in MTSP. The first part of the chromosome of length  $n$  represents a permutation (tour), of  $n$  cities, in which each gene takes integer value ranging from 1 to  $n$ . Second part of



**Fig. 3.** Two parts chromosome technique for a 10 city MTSP with three salesmen



**Fig. 4.** Multi-chromosome technique for a 10 city MTSP with three salesmen

chromosome of length  $m$  gives the number of cities assigned to each salesman.

The values assigned to the genes of the second part of the chromosome are constrained to be  $m$  positive integers, such that their sum is equal to the total number of cities to be visited. For example in Fig.3, the first salesman will visit cities 1, 5, 9 and 7, second salesman will visit cities 4, 8 and 6, and third salesman will visit 10, 3 and 2.

In the two-part chromosome technique for the MTSP, there are  $n!$  possible permutations for the first part of the chromosome. The second part of the chromosome represents a positive vector of integers  $(k_1, k_2, \dots, k_m)$ , such that sum of their components must be equal to  $n$ .

There are  $\binom{n-1}{m-1}$  distinct positive integer valued  $m$ -vectors that satisfy afore mentioned requirements [1]. Thus, the size of the solution space for the two-part chromosome representation is  $n! \binom{n-1}{m-1}$ . This is much lesser than the solution space size of the one chromosome,  $(n + m - 1)!$ , and two chromosome  $n!m^n$ . The two-part

chromosome technique reduces redundant solutions. The detail discussion about two part chromosome technique is given in [1, 5, 6].

### 3.4 Multi-Chromosome Technique

This method uses as many chromosomes as number of salesman [1]. The length of chromosome is variable and depends on the number of cities assigned to the particular salesman. Let the length of first chromosome is  $k_1$ , the length of second chromosome is  $k_2$ , and so on. Therefore, total number of cities in multi-chromosome representation equals to  $\sum_{i=1}^m k_i = n$ . The assignment of the cities to the salesman is random and in exclusive manner [1]. For example, in Fig. 4 (number of city  $n = 10$  and number of salesman  $m = 3$ ), the first salesman will visit cities 2, 5, 10 and 7, the second salesman will visit cities 9, 1 and 8, and third salesman will visit 6, 4, and 3.

Determining number ways the cities assigned to the first chromosome is equal to the problem of obtaining an ordered subset of  $k_1$  elements from a set of  $n$  elements. There are  $n!/(n - k_1)!$  distinct assignments. Since assignment is an exclusive, therefore for the second chromosome  $k_2$  assignment is made out of  $n - k_1$  cities. Therefore, we have  $(n - k_1)!/(n - k_1 - k_2)!$  distinct assignment for second chromosome. Similarly, we can find the assignment of cities to other chromosomes. Therefore, total search space of the multi-chromosome techniques can be formulated as follows:

$$\frac{n!}{(n-k_1)!} * \frac{(n-k_1)!}{(n-k_1-k_2)!} * \dots * \frac{(n-k_1-\dots-k_{m-1})!}{(n-k_1-\dots-k_m)!} = \frac{n!}{(n-n)!} = n! \quad (10)$$

The length of the each chromosome represents a positive vector of integers  $(k_1, k_2, \dots, k_m)$  that must sum to  $n$ .

There are  $\binom{n-1}{m-1}$  distinct positive integer-valued  $m$ -vectors that satisfy this requirement [37].

Thus, size of the solution space for the multi-chromosome representation is  $n! \binom{n-1}{m-1}$ ; it is equal

to the two part chromosome representation, less than one chromosome and two chromosome representation technique. However, multi-chromosome representation is much similar to the characteristics of MTSP, salesmen are separated from each other “physically”, i.e., each salesmen visit different city except start and end city. This representation is more easily interpretable to the MTSP solution space.

Here we use multi chromosome representation [38] for encoding the solution / search space for the MTSP. The multi chromosomes representation has lesser number of duplicate solutions in search space, i.e., less redundancy, in comparison to other three chromosomes representation discussed so far [1, 5, 6, 10, 31].

## 4 The Genetic Algorithm for MTSP

We have developed a Genetic Algorithm for MTSP using a proposed group theory based method for tour construction and a new crossover operator. The proposed new crossover operator is inspired by the distance preserving crossover [11].

### 4.1 Group Theory for Tour Construction

There are various possible methods for generating the initial population [6, 23, 31, 34, 39, 40]. One of them is random generation of the initial population [6, 23, 31, 34], while another approach is to apply greedy constructive heuristic [39, 40] with Karp’s patching [20] to construct a feasible tour. Simplest and most straight forward method for generating the initial population is nearest neighbor tour construction heuristic [28].

But all aforesaid initialization methods suffer from inherent redundancy due to random initialization of the population. Singh et al. [31] try to overcome problem of redundancy, but it requires additional checking for uniqueness of newly generated chromosome against population members generated so far.

In this study, we generate the initial population using following iterative procedure. We assign label to the vertices of the weighted graph using the element of group of integers,  $Z_n$ , with integer modulo  $n$ .

$$i +_n j = (i + j) \bmod n, \quad (11)$$

where the addition on the right-hand side of equation is the ordinary addition of integers, the operation “+<sub>n</sub>” is called addition modulo  $n$ . By using this function, we generate group table. In group table no two rows or columns are identical, it follows that every row of the composition table is obtained by a permutation of  $Z_n$  and that each row / columns is a distinct permutation of  $n$  symbols [29]. The function  $P$ , which generates initial population, is defined as follows:

$$P(i) = (i +_n j) + 1, \quad (12)$$

where  $i=1$  to population size, and  $j=1$  to  $n$ . In the group tour construction method, each individual in the initial population are unique that gives a wide diversity of genetic materials by exploring the whole search space. This due to initial heterogeneous population created using group theory that control diversity in generations and promote the exploration. Moreover, this method does not require any additional checking procedure for uniqueness of the population member.

### 4.2 Fitness

Our fitness function is same as the objective function. There are mainly two different objectives for the MTSP as discussed in introduction section and mathematically given by Equation (3) and (4), therefore, we have two different fitness functions. The objectives of MTSP are:

- (i) Sum of the cost of  $m$  tours of the  $m$  salesman is minimum.
- (ii) Maximum tour cost travel by any one salesman is minimized.

In both cases, we have to minimize the value of the fitness function.

### 4.3 Proposed Crossover Operator

The crossover operator is a method for sharing information between chromosomes. It combines the features of two parent chromosomes to form two offspring with the possibility that good chromosomes may generate better ones.

Parent $s_1$ :	2	1	3	8	7	6	5	4	9
Parent $s_2$ :	4	3	2	8	7	9	5	6	1
Child $c_1$ :	1								4
Child $c_2$ :	9								2
Child $c_1$ :	1	3	2	8	7	9	5	6	4
Child $c_2$ :	9	1	3	8	7	6	5	4	2

Fig. 5. Proposed Crossover

```

c1=zeros(1,n);
c2=zeros(1,n);
c1(1)=s2(1,n);
c2(1)=s1(1,n);
c1(n)=s2(1,1);
c2(n)=s1(1,1);
for i = 1 : n
    for j = 2 : n-1
        if(s2(i) == s1(j))
            c1(j) = s2(j);
        end
        if(s1(i) == s2(j))
            c2(j) = s1(j);
        end
    end
end
end

```

Fig. 6. Algorithm for proposed crossover

Goldberg [13], described several order-based operators, such as the Partially Matched Crossover (PMX). The order crossover (OX) was suggested by Davis [9]. The position-based crossover (PBX) was introduced by Syswerda [33]. The cycle crossover (CX) was suggested by Oliver et al. [26]. Freisleben et al. [11] introduced a distance preserving crossover (DPX). Yuan et al. proposed a two-part chromosome crossover (TCX) [37].

In this paper, we propose a new crossover inspired by DPX crossover. In proposed crossover, the first city of chromosome  $s_1$  is copied to the last position on child  $c_2$  and last city of chromosome  $s_1$  is copied to the first position on child  $c_2$ . Similarly, the first city of chromosome  $s_2$  is copied to the last position on child  $c_1$  and last city of chromosome  $s_2$  is copied to the first position on child  $c_1$ .

The remaining cities changed as given algorithm in Fig. 6. For example, in Fig. 5, the first

Number of cities( $n$ )	Number of salesmen ( $m$ )	GA generations
51	3, 5 and 10	50000
100	3, 5, 10 and 20	100000
150	3, 5, 10, 20 and 30	200000

position of parents  $s_1$ ,  $s_2$  are copied to the last position in child  $c_2$  and  $c_1$  respectively and the last position of parent  $s_1$ ,  $s_2$  are copied to the first position in child  $c_2$  and  $c_1$  respectively, remaining positions 2, 3, 4, 5, 6, 7, and 8 cities are swapped as procedure given in Fig. 6.

The rationale behind this crossover is based on the intuitive idea that the city in sub optimal / optimal tours occurs at same position. In this crossover the Hamming distance is preserved. Upon use of this crossover there is very less chance to have duplicate members in the population.

#### 4.4 2-Opt Optimal Mutation

Croes, G. A. [8] proposed 2-opt optimal mutation, and in literature it mostly named as 2-opt mutation. The 2-opt mutation replaces two edge from a tour by two new edges that are not in tour such that the cost of new tour is less than the original tour. This replacement process is continued till no further improvement in the cost of the new tour is possible, this is often referred to as 2-opt optimal. Here important to note that 2-opt mutation keeps the feasible tour corresponding to a reversal of a subsequence of the cities.

The method proceeds by replacing two non-adjacent edges  $(x_i, x_{i+1})$  by two new edges  $(x_i, x_j)$  and  $(x_{i+1}, x_{j+1})$ , which are the only other two edges that can create a tour when the first two are deleted. In order to maintain a consistent orientation of the path by the predecessor-successor relationship, one of the two sub paths remaining after dropping the first two edges must be reversed [15].

For example, inverting the sub tour  $(x_{i+1}, \dots, x_j)$  in tour  $(x_i, x_{i+1}, \dots, x_j, x_{j+1})$  using 2-opt mutation, we get the tour  $(x_i, x_j, \dots, x_{i+1}, x_{j+1})$ .

**Table 2.** Experimental Results for Minimisation of Total Travel Distance

Instance	Crossover	m=3			m=5			m=10			m=20			m=30		
		Mean	SD	Best	Mean	SD	Best	Mean	SD	Best	Mean	SD	Best	Mean	SD	Best
MTSP-51	Proposed	466	6	460	515	10	499	693	20	669	-	-	-	-	-	-
	TCX	510	24	466	536	26	499	636	17	602	-	-	-	-	-	-
	ORX+A	584	29	517	621	39	551	709	33	648	-	-	-	-	-	-
	CYX+A	591	43	511	622	44	530	710	42	633	-	-	-	-	-	-
	PMX+A	601	38	513	606	40	537	705	34	625	-	-	-	-	-	-
MTSP-100	Proposed	24071	690	22959	26220	755	24559	35943	1221	33136	67623	2038	62963	-	-	-
	TCX	32708	2267	28943	34179	2006	30941	36921	1964	32802	46976	1773	44112	-	-	-
	ORX+A	41516	3356	36713	42716	2806	36196	44631	2997	38717	54265	3059	47971	-	-	-
	CYX+A	41911	3195	35791	43634	2804	35421	45150	3241	40894	52916	2884	46466	-	-	-
	PMX+A	41441	3423	33802	42063	3931	33908	44786	3467	39785	52142	2588	46212	-	-	-
MTSP-150	Proposed	40697	826	39504	42639	1825	39862	55895	1765	50892	79734	1138	77668	10507	922	102880
	TCX	55851	2588	51126	61596	4759	51627	61360	3888	54473	69701	4340	62456	84008	5285	76481
	ORX+A	67037	3745	60090	68018	3377	62539	72113	3637	63899	81696	5372	71933	96122	4562	88515
	CYX+A	67463	4454	55335	69860	4342	61521	71584	4845	63126	83471	4197	75146	97106	3911	89008
	PMX+A	68152	5140	58303	69112	4011	60761	72620	4334	64975	81178	4920	73281	95752	4923	87402

Finally, the change in the cost of the tour  $(x_i, x_{i+1}, \dots, x_j, x_{j+1})$  and  $(x_i, x_j, \dots, x_{i+1}, x_{j+1})$  is calculated as:

$$\Delta_{ij} = c(x_i, x_j) + c(x_{i+1}, x_{j+1}) - c(x_i, x_{i+1}) - c(x_j, x_{j+1}). \quad (1)$$

The change in cost,  $\Delta$ , gives the clue of the improvement of the tour. This process is repeated till  $\Delta$  is negative. The generalized form of 2-opt process known as k-opt mutation is reported [16].

The 2-opt optimal mutation, which is sequential move and have chance of producing less diversify population for next generation i.e. increase in redundant solution in search space. The group theory tour construction algorithm for initial population generation has inherent capability of eliminating the redundant solutions.

Combination of 2-opt optimal mutation and Group theory tour construction algorithm, the exploration space for optimal tour gets reduced and hence the search time as well. Therefore, the combination of Group theory tour construction algorithm and 2-opt optimal mutation refines the tour for global optimality and decreases the time to get the optimal solution. We found that the

proposed method gives better result in comparison to other heuristic methods reported in [37].

#### 4.5 Proposed Algorithm

The first step of algorithm is population generation i.e. set of tour initialized using tour construction method described in Section 4.1. For multi-chromosome representation we randomly generate population of break-points of the tours for assigning the number of cities to each salesman for each tour. In the second step of algorithm, the fitness value is obtained for each tour in the population.

In the third step, randomly select ten tours and its corresponding break-points from the population. After then replace first tour and its corresponding break-points with minimum cost among selected ten tours and its break- points for crossover.

In the fourth step, apply proposed crossover operator on the first two tours from the ten tours obtained in step 4, with crossover probability rate ( $pc$ ). After the crossover, the break points for both children are generated randomly.



**Table 3.** Experimental Results for Minimizing the Longest Tour

Instance	Crossover	$m=3$			$m=5$			$m=10$			$m=20$			$m=30$		
		Mean	SD	Best	Mean	SD	Best	Mean	SD	Best	Mean	SD	Best	Mean	SD	Best
MTSP-51	Propose	188	4	184	139	3	129	112	0	112	-	-	-	-	-	-
	TCX	207	13	182	153	10	135	113	2	112	-	-	-	-	-	-
	ORX+A	216	12	191	165	11	139	128	13	112	-	-	-	-	-	-
	CYX+A	222	16	188	161	12	138	131	16	112	-	-	-	-	-	-
	PMX+A	218	11	191	161	10	141	130	12	112	-	-	-	-	-	-
MTSP-100	Propose	10384	194	10031	7907	137	7728	6688	65	6581	6404	43	6363	-	-	-
	TCX	14365	1013	12645	10086	674	8730	7768	492	6796	6768	433	6358	-	-	-
	ORX+A	15137	1462	12997	11459	1053	9415	9286	1385	7373	8123	881	6666	-	-	-
	CYX+A	15759	1242	13467	11333	1278	9507	9151	1364	7111	8109	936	6516	-	-	-
	PMX+A	15238	1371	12249	11233	1177	9267	6890	1482	7187	8265	8608	6570	-	-	-
MTSP-150	Propose	15389	334	14804	13077	2539	10106	6884	99	6684	5546	36	5483	5251	5	5248
	TCX	22523	1226	20556	16054	1227	14096	10722	927	8475	9640	789	8423	8759	806	7169
	ORX+A	24766	1689	22015	17646	1519	15266	15150	2006	11788	13669	1816	10274	12204	1376	9182
	CYX+A	23906	1941	20915	17608	1563	14029	14738	1750	10779	14111	1872	8365	13091	1295	10694
	PMX+A	24216	1802	20347	17741	1235	15418	14489	2139	10738	13810	1315	11722	12608	1667	10080

In the last step, apply 2-opt optimal mutation operator on the tour having minimum cost among selected first two parents used for crossover in step four or new individuals that generated after crossover. After then update the population and its corresponding break-points. These processes repeated until specified generation is reached.

## 5 Experimental Results

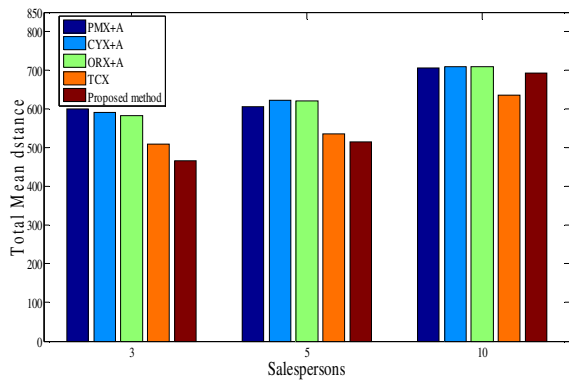
### 5.1 Experimental Setup

For evaluating the performance of experimental results, Intel (R) Core (i5) 3.20 GHz processor, 2GB RAM on MATLAB is used. In this experiment, test problems are selected benchmark instances taken from the TSPLIB and reported in [6, 31, 37]. These test problems are Euclidean two-dimensional symmetric problem with 51, 100, and 150 cities. Here these problems are denoted as MTSP-51, MTSP-100, and MTSP-150. Number followed by MTSP indicates the number of city in the instance.

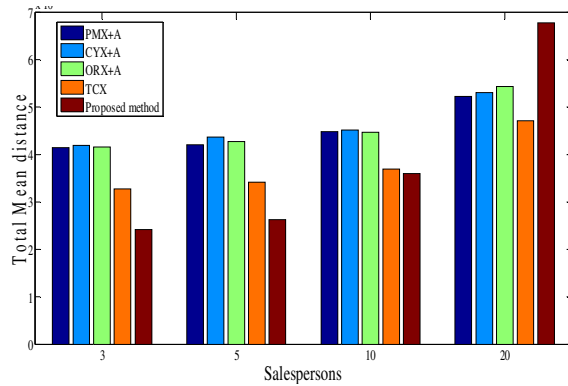
In Table 1, the experimental conditions of 12 different problem of sizes ( $n$ ) and salesmen ( $m$ ) combinations along with the number of generation used for each type of problem. The termination criterion is the number of generations. The value of parameters used in experiment are: population size ( $P$ ) =100, tournament selection ( $k$ ) =10, and crossover probability rate =0.85. The performance of methods compared based on best tour cost (Best), average tour cost (Mean), and standard-deviation (SD). Total 30 trails are made in order to collect the statistics of the result. A better method is considered to be those having lower value of Mean and Best than the other method.

### 5.2 Experimental Results and Analysis

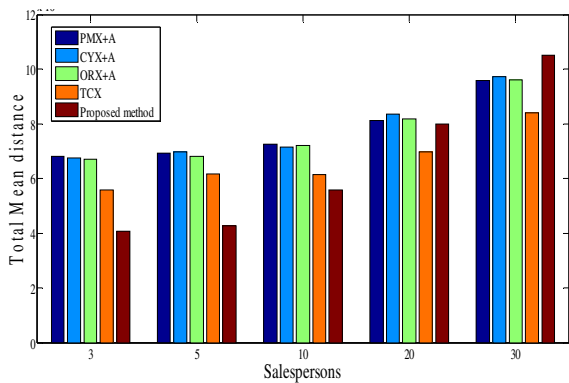
To evaluate the benefits of the proposed crossover operator and initial population generation technique, computational experiments were conducted and results are compared with the four crossover namely TCX, ORX +A, CYX +A and PMX +A reported in [35] on a set of MTSP problems. We conducted experiments considering both objective functions of MTSP.



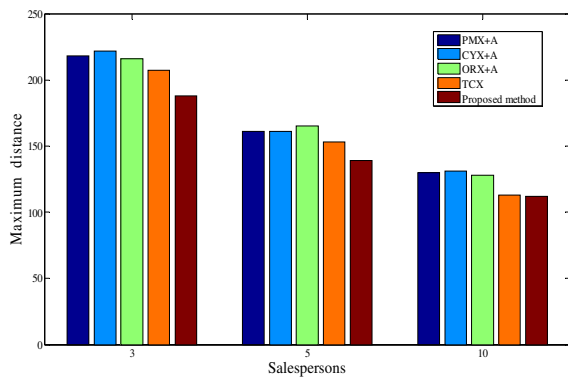
**Fig. 7.** Mean solution for the dataset MTSP-51 for different methods



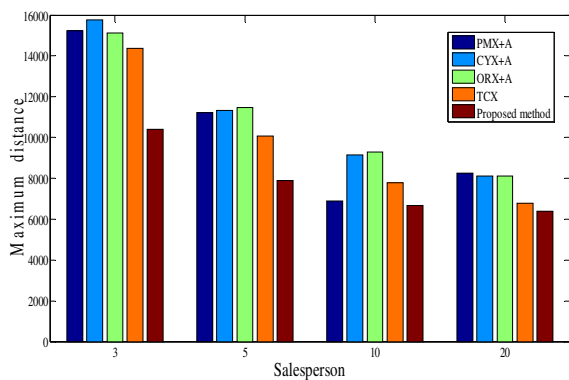
**Fig. 8.** Mean solution for the dataset MTSP-100 for different methods



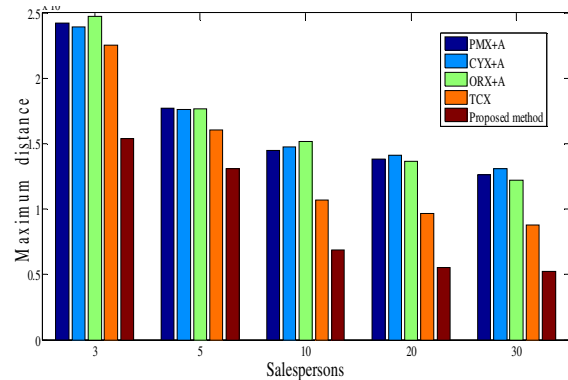
**Fig. 9.** Mean solution for the dataset MTSP-150 for different methods



**Fig. 10.** Maximum solution for the dataset MTSP-51 for different methods



**Fig. 11.** Maximum solution for the dataset MTSP-100 for different methods



**Fig. 12.** Maximum solution for the dataset MTSP-150 for different methods

The experimental result for first objective criterion – minimize the total travel distance of all the salesmen given by Equation (3) – is presented in Table 2 and graphically in Figure 7, Figure 8, and

Figure 9. The cases where our proposed method obtains better result i.e. lower value of Mean and Best, than the all other method is shown in bold, while dash (-) values are not reported.

For all instance our proposed method gives better performance, with respect to all performance parameter for cases  $m = 3, 5$ . For  $m = 10$  our method gives slightly inferior solution in terms of Best for instance MTSP-51 and MTSP -100 of TCX, but it gives better average solution almost in all cases except TCX of MTSP -51. For  $m = 20$ , performance of proposed method degraded in terms of Best, but gives better Mean for instance MTSP-150 except the case TCX. For  $m = 30$ , the performance degraded with respect to all parameter.

The results for second objective criterion – minimizing the longest individual tour, which is also called make-span [37], given by Equation (4) – is presented in Table 3, and graphically in Figure 10-Figure 12. Clearly, proposed method outperforms all others method with respect to all parameters for all cases except TCX of MTSP- 100 for Best parameter.

We observe that, as number of salesman ( $m$ ) increases the performance of the proposed method with respect to first objective degraded. This is due to *minimizing the longest tour balances the cities (or workload), among the salesmen and also minimizes the distance travelled by the salesmen. Minimization of the longest tour affects the fitness value as it gets decreased with the increasing number of salesmen.*

## 6 Conclusion

In this paper, we developed a new crossover and initial population generation using group theoretic concept for solving multiple traveling salesperson problem (MTSP), using genetic algorithm (GA). Proposed method of initial population generation, gives the wide diversity in the population by ensuring uniqueness of the members in the population and thus redundancy due to random initialization is removed. Moreover, use of proposed crossover over this population has very less chance of producing redundant member in search space. We have compared the performance of the GA using proposed crossover and population initialization with the method using crossover TCX, ORX +A, CYX +A and PMX + A. Computational results reveals that the proposed technique outperform over all other method for

second objective criterion, however, slightly inferior result for first objective in few cases ( $m = 30$  and  $m = 20$ ).

## References

1. **Albayrak, M. & Allahverdi, N. (2011).** Development a new mutation operator to solve the traveling salesman problem by aid of genetic algorithms. *Expert Systems with Applications*, Vol. 38, No. 3, pp. 1313–1320.
2. **Kiraly, A. & Abonyi, J. (2011).** Optimization of MTSP by novel representation based on genetic algorithm. *Intelligent Computing Optimization in Engineering*, SCI 366, 241–269.
3. **Angel, R.D., Caudle, W.L., Noonan, R., & Whinston, A.N.D.A. (1972).** Computer-assisted school bus scheduling. *Management Science*, Vol. 18, No. 6, B-279.
4. **Bektas, T. (2006).** The multiple traveling salesman problem: an overview of formulations and solution procedures. *Omega*, Vol. 34, No. 3, pp. 209–219.
5. **Brown, E.C., Ragsdale, C.T., & Carter, A.E. (2007).** A grouping genetic algorithm for the multiple traveling salesperson problem. *International Journal of Information Technology & Decision Making*, Vol. 6, No. 2, pp. 333–347.
6. **Carter, A.E. & Ragsdale, C.T. (2006).** A new approach to solving the multiple traveling salesperson problem using genetic algorithms. *European journal of operational research*, Vol. 175, No. 1, pp. 246–257.
7. **Chen, Y. & Zhang, P. (2006).** Optimized annealing of traveling salesman problem from the nth-nearest-neighbor distribution. *Physica A: Statistical Mechanics and its Applications*, Vol. 371, No. 2, pp. 627–632.
8. **Croes, G.A. (1958).** A method for solving traveling-salesman problems. *Operations research*, Vol. 6, No. 6, pp. 791–812.
9. **Davis, L. (1991).** Handbook of Genetic Algorithms. *Van Nostrand Reinhold New York Google Scholar*.
10. **Falkenauer, E. (1998).** *Genetic algorithms and grouping problems*. John Wiley & Sons, Inc.
11. **Freisleben, B. & Merz, P. (1996).** A genetic local search algorithm for solving symmetric and asymmetric traveling salesman problems. *Evolutionary Computation Proceedings of IEEE International Conference*, pp. 616–621.
12. **Gilbert, K.C. & Hofstra, R.B. (1992).** A new multiperiod multiple traveling salesman problem with heuristic and application to a scheduling

- problem. *Decision Sciences*, Vol. 23, No. 1, pp. 250–259.
13. **Goldberg, E.D. (1989).** *Genetic Algorithms in Search, Optimisation and Machine Learning*. Addison Wesley PC.
  14. **Gorenstein, S. (1970).** Printing press scheduling for multi-edition periodicals. *Management Science*, Vol. 16, No. 6, B-373.
  15. **Gutin, G. & Punnen, A.P. (2006).** *The traveling salesman problem and its variations*. Vol. 12, Springer Science & Business Media.
  16. **Helsgaun, K. (2000).** An effective implementation of the Lin–Kernighan traveling salesman heuristic. *European Journal of Operational Research*, Vol. 126, No. 1, pp. 106–130.
  17. **Hao, J. (2011).** Preliminary Analysis on the Relative Solution Space Sizes for MTSP with Genetic Algorithm. *Intelligent Computing and Information Science*, pp. 649–655.
  18. **Jeong, C.S. & Kim, M.H. (1991).** Fast parallel simulated annealing for traveling salesman problem on SIMD machines with linear interconnections. *Parallel computing*, Vol. 17, No. 2-3, pp. 221–228.
  19. **Johnson, D.S. & McGeoch, L.A. (1997).** The traveling salesman problem: A case study in local optimization. *Local search in combinatorial optimization*, Vol. 1, pp. 215–310.
  20. **Karp, R.M. (1979).** A Patching Algorithm for the Nonsymmetric Traveling Salesman Problem. *SIAM J. Computing*, Vol. 8, pp. 561–573.
  21. **Liu, W., Li, S., Zhao, F., & Zheng, A. (2009).** An ant colony optimization algorithm for the multiple traveling salesman problem. *4th IEEE Conference Industrial Electronics and Applications*, (ICIEA), pp. 1533–1537.
  22. **Louis, S.J. & Li, G. (2000).** Case injected genetic algorithms for traveling salesman problems. *Information Sciences*, Vol. 122, No. 2, pp. 201–225.
  23. **Malmberg, C.J. (1996).** A genetic algorithm for service level based vehicle scheduling. *European Journal of Operational Research*, Vol. 93, No. 1, pp. 121–134.
  24. **Marinakis, Y. & Marinaki, M. (2010).** A hybrid multi-swarm particle swarm optimization algorithm for the probabilistic traveling salesman problem. *Computers & Operations Research*, Vol. 37, No. 3, pp. 432–442.
  25. **Okonjo-Adigwe, C. (1988).** An effective method of balancing the workload amongst salesmen. *Omega*, Vol. 16, No. 2, pp. 159–163.
  26. **Oliver, I.M., Smith, D., & Holland, J.R. (1987).** Study of permutation crossover operators on the traveling salesman problem. *Proceedings of the second International Conference on Genetic Algorithms*, Massachusetts Institute of Technology, NJ: L. Erlbaum Associates.
  27. **Park, Y.B. (2001).** A hybrid genetic algorithm for the vehicle scheduling problem with due times and time deadlines. *International Journal of Production Economics*, Vol. 73, No. 2, pp. 175–188.
  28. **Reinelt, G. (1994).** *The traveling salesman: computational solutions for TSP applications*. Springer-Verlag.
  29. **Rosen, K.H. & Krithivasan, K. (2012).** *Discrete mathematics and its applications: with combinatorics and graph theory*. Tata McGraw-Hill Education.
  30. **Saleh, H.A. & Chelouah, R. (2004).** The design of the global navigation satellite system surveying networks using genetic algorithms. *Engineering Applications of Artificial Intelligence*, Vol. 17, No. 1, pp. 111–122.
  31. **Singh, A. & Baghel, A.S. (2009).** A new grouping genetic algorithm approach to the multiple traveling salesperson problem. *Soft Computing-A Fusion of Foundations, Methodologies and Applications*, Vol. 13, No. 1, pp. 95–101.
  32. **Song, C.H., Lee, K., & Lee, W.D. (2003).** Extended simulated annealing for augmented TSP and multi-salesmen TSP. In *Neural Networks. Proceedings of the International Joint Conference*, Vol. 3, pp. 2340–2343.
  33. **Syswerda, G. (1991).** Schedule optimization using genetic algorithms. *Handbook of genetic algorithms*.
  34. **Tang, L., Liu, J., Rong, A., & Yang, Z. (2000).** A multiple traveling salesman model for hot rolling scheduling in Shanghai Baoshan Iron & Steel Complex. *European Journal of Operational Research*, Vol. 124, No. 2, pp. 267–282.
  35. **Venkatesh, P. & Singh, A. (2015).** Two metaheuristic approaches for the multiple traveling salesperson problem. *Applied Soft Computing*, Vol. 26, pp. 74–89.
  36. **Yousefikhoshbakht, M., Didehvar, F., & Rahmati, F. (2013).** Modification of the ant colony optimization for solving the multiple traveling salesman problem. *Romanian Journal of Information Science and Technology*, Vol. 16, No. 1, pp. 65–80.
  37. **Yuan, S., Skinner, B., Huang, S., & Liu, D. (2013).** A new crossover approach for solving the multiple travelling salesmen problem using genetic algorithms. *European Journal of Operational Research*, Vol. 228, No. 1, pp. 72–82.
  38. **Yuan, S., Skinner, B.T., Huang, S., Liu, D.K., Dissanayake, G., Lau, H., & Pagac, D. (2011).** A

job grouping approach for planning container transfers at automated seaport container terminals. *Advanced Engineering Informatics*, Vol. 25, No. 3, pp. 413–426.

- 39. Zhang, W. (1993).** Truncated Branch-and-Bound: A Case Study on the Asymmetric TSP. *Proceedings of Spring Symposium on AI and NP-Hard Problems*, pp. 160–166.

- 40. Zhang, W. (2000).** Depth-First Branch-and-Bound versus Local Search: A Case Study. *Proceedings of 17th National Conference on Artificial Intelligence (AAAI)*, pp. 930–935.

*Article received on 09/08/2017; accepted on 11/10/2017.  
Corresponding author is Manoj Kumar Singh.*